

# Mining Measurement Services Pty Ltd

ABN 94 008 914 167

📍 103 Harding Road  
Macclesfield, Victoria.  
3782, Australia.

☎️ +61 3 5968 8220

📠 +61 3 9015 6413

✉️ [nick@mmsstress.com.au](mailto:nick@mmsstress.com.au)  
[jim@mmsstress.com.au](mailto:jim@mmsstress.com.au)

We have a small lightweight geotech drill rig which is electrically powered by the mines 1000Volts.

Our skid is taken UG to site which contains the drill, power pack and drilling and stress measurement test equipment.

Light weight modular designed components, quick and easy setup.


The drill and drill positioner have been specifically designed for Overcoring and geotechnical testing. The setup has few pinch points, less trip hazards and good easy access to the hole for instrumentation.

NSW Mines depart MDG 15 Compliant


## ***Key Safety features***

- The operator's control panel is situated 3m from the drill
- The drill functions are operated remotely by cables and electronics
- The drill functions are dead man's control ie the operator has to press and hold a control lever for it to operate a drill function
- Gates Life Guard sleeving fitted to all high pressure hoses.
- Led light system mounted on wall near drill to indicate safe to enter drill exclusion zone.
- Pressure reduced to 500PSI when pulling drill rods
- A special rod handling system for overcoring to reduce muscle strain and pinch points has been incorporated.
- The drill positioner is set to collar the hole at a good working height.
- High efficiency 12 Volt led spot lights to illuminate the work area.
- Emergency Stop buttons on the drill control panel and also on the power pack.

Full Risk assessment, operating procedures, Victorian Work Cover report, electrical diagrams and maintenance records will be provided



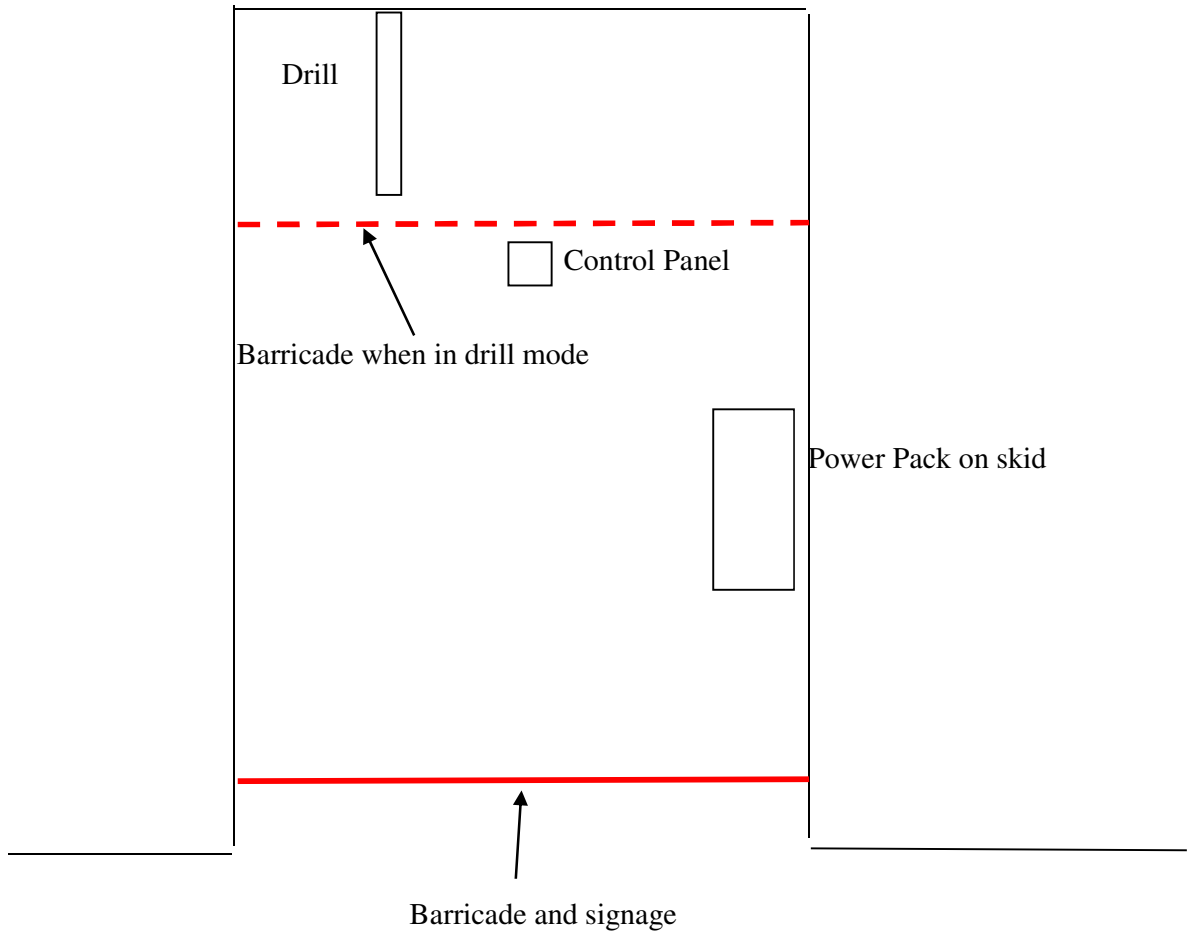
Testing Drill - drilling granite blocks



MMS Starter box







Typical Barricading Drill Set up